



*Clearwater Spas*

Balance & Design

BEACHCRAFT SERIES



# FEATURES & BENEFITS

## of the Beachcraft Series



A Clearwater Spa has your relaxation in mind, starting with how they are built to the handcrafted details. Our goal is to give you confidence, knowing you purchased the best and longest lasting spa. Each detail is specifically chosen to give you ultimate relaxation & comfort. We build in value and quality that stands tall amongst our competitors.

There are many personal health benefits that come with the purchase of a Clearwater Spa. Here are just a few to consider:

- Stress Relief
- Relaxation
- Muscle Pain Relief
- Recovery
- Improved Sleep
- Improved Athleticism



### 4-6 PEOPLE



### 62-107 JETS



### 3 JET PUMPS

#### THERAPY & CONTROLS

Jet Pumps  
Water Diverter Valve  
Reflexology Foot Massage Jets  
Touchscreen Digital Spa Control  
Air Control Valves

#### BENEFIT

Hydrotherapy  
Selection  
Reflexology  
Easy Controlling  
Adjustability

#### WATER PURIFICATION

CLEAR (Option)  
Ozone  
UVC  
Silent-Flow Pump (34 GPM)  
Dual Guard Filtration

#### BENEFIT

Less Chemicals  
Less Chemicals  
Less Chemicals  
Clear Water  
Cleaner Water

#### ENTERTAINMENT

Premium Multicolored LED  
Waterfall Feature  
Coasters  
ClearPlay Plus Bluetooth Stereo (option)

#### BENEFIT

Relaxation  
Ambiance  
Convenience  
Entertainment

#### DESIGN & COMFORT

HD Foam PVC Column Supports  
Synthetic Frame  
Reflective Thermal Shield  
Eco-Foundation  
DuraTech Plus Cabinet  
Ergonomic Seating

#### BENEFIT

Long-Lasting Spa  
Long-Lasting Spa  
Energy Efficiency  
Long-Lasting Spa  
Durable & Beautiful  
Comfort



## TRADITION

3 jet pumps | 67 jets | 6 person | 92.5" x 92.5" x 37.5" (235 x 235 x 95 cm)  
460 gallons (1741 L) | 100/sf filter area | Weight empty 900 lbs (408 kg)  
1 circulating pump



## PEARL ISLAND

3 jet pumps | 66 jets | 5 person | 92.5" x 92.5" x 37.5" (235 x 235 x 95 cm)  
430 gallons (1628 L) | 100/sf filter area | Weight empty 900 lbs (408 kg)  
1 circulating pump



## ST. ANDREW

3 jet pumps | 66 jets | 5 person | 84" x 84" x 32.5" (213 x 213 x 82 cm)  
330 gallons (1249 L) | 100/sf filter area | Weight empty 700 lbs (318 kg)  
1 circulating pump




## MYRTLE BEACH

3 jet pumps | 62 jets | 6 person | 84" x 84" x 32.5" (213 x 213 x 82 cm)  
350 gallons (1325 L) | 100/sf filter area | Weight empty 700 lbs (318 kg)  
1 circulating pump




## SHELL COLORS



## CABINET OPTIONS



## COVER COLORS



# CLEAR

## STATE OF THE ART WATER MANAGEMENT


**CLEAR** is a state-of-the-art water management system that is a Clearwater exclusive. It combines four proven technologies to provide you the best fresh water experience. Natural and virtually chemical free water that just feels better.

### Why is it better?

**CLEAR** allows you to soak in odorless, clear, natural water.

# The Clearwater Difference

INNOVATIVE DESIGN AND TECHNOLOGY CHANGING THE SPA INDUSTRY



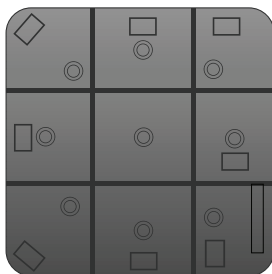
## Ultra-Insulated Cabinet & Base

Extremely efficient Reflective Thermal Barrier Insulation reflects and recycles heat, keeping your water warmer while lowering your energy bill in comparison to foam-filled spas.



## Superior Shell Construction


Our commercial-grade Triple Fusion Shell is thicker, allowing a deeper, stronger, smoother tub. Steel support mesh and environmentally-friendly EcoSpray resin (not toxic fiberglass) makes the Clearwater Spas shell one of the strongest you can buy.



100%  
RECYCLED  
WATERTIGHT  
SEAL

## Eco-Foundation

Weather-resistant, fully insulated base provides the foundation to lift the spa off of the cold ground for energy efficiency while protecting the spa from moisture, bugs, mice and other unwanted pests.



## HD Foam PVC Column Supports

Custom PVC, high-density foam-filled system will not rot, mold, rust or breakdown like wood or steel support systems. Pillars integrate seamlessly into the foundation and the shell for unmatched strength, making this the only frame-free support system in the world.



# INTELLIGENT DESIGN

- Soothing Waterfall Feature
- Best Ergonomic Seating
- Adjustable Backlit Jets
- Intelligent Controls
- LED Coasters
- Best Hydrotherapy Massage
- ClearPlay Plus Bluetooth Stereo (Option)
- Dual Guard Filtration



## WARRANTY

20  
YEARS

### 20-YEAR SPA STRUCTURAL WARRANTY

Includes: Shell

Clearwater Spa structures are warranted against water loss occurring from defects in material or workmanship for 20 years from the original purchase date. Clearwater Spas also warrants their spa shell interior surface against blistering, cracking and delamination for 20 years from the original purchase date.

5  
YEARS

### 5-YEAR EQUIPMENT WARRANTY

Includes: Plumbing | Operating Equipment

Clearwater Spas warrants the operating equipment and plumbing against defects in workmanship for five years from the original purchase date.

(Europe: 10-year Structural / 3-year Equipment Warranty)

\*See warranty details and limitations at [www.clearwaterspas.com](http://www.clearwaterspas.com)

Features, accessories, options, components, quantities, styles, sizes, colors, brand names, models, and specifications may be improved on or changed without notice. © Clearwater Spas, 2023.

*Clearwater Spas*

A Proud USA Manufacturer

20101 67th Ave NE  
Arlington, WA 98223 | 425.483.1877  
[www.clearwaterspas.com](http://www.clearwaterspas.com)